



# County of Ottawa

## *Sheriff's Office*

**Steve A. Kempker**  
*Sheriff*

**Valerie L. Weiss**  
*Undersheriff*



*Headquarters/Administration*  
12220 Fillmore Street  
West Olive, Michigan 49460  
(616) 738-4000 or (888) 731-1001  
Fax: (616) 738-4062

*Correctional Facility*  
12130 Fillmore Street  
West Olive, Michigan 49460  
(616) 786-4140 or (888) 731-1001  
Fax: (616) 738-4099

Date: 6/12/2022

To: Supervisor Jim Wierenga and the Georgetown Township Board Members  
From: Sgt. Michael Tamminga

RE: Monthly Report (May 2022)

In May, the Sheriff's Office responded to 815 calls for service in Georgetown Township. The Paramedic Units responded to 162 medicals. Deputies made 606 traffic contacts and cited 407 violations.

Georgetown Township deputies and I received training on the Crime Free Multi-housing program that is offered to the multi-family housing complexes throughout Ottawa County which includes Georgetown Township. Township deputies will continue to be proactive in maintaining relationships with the multi-family housing landlords in the township in order to address any issues and concerns that are specific to those areas of the community.

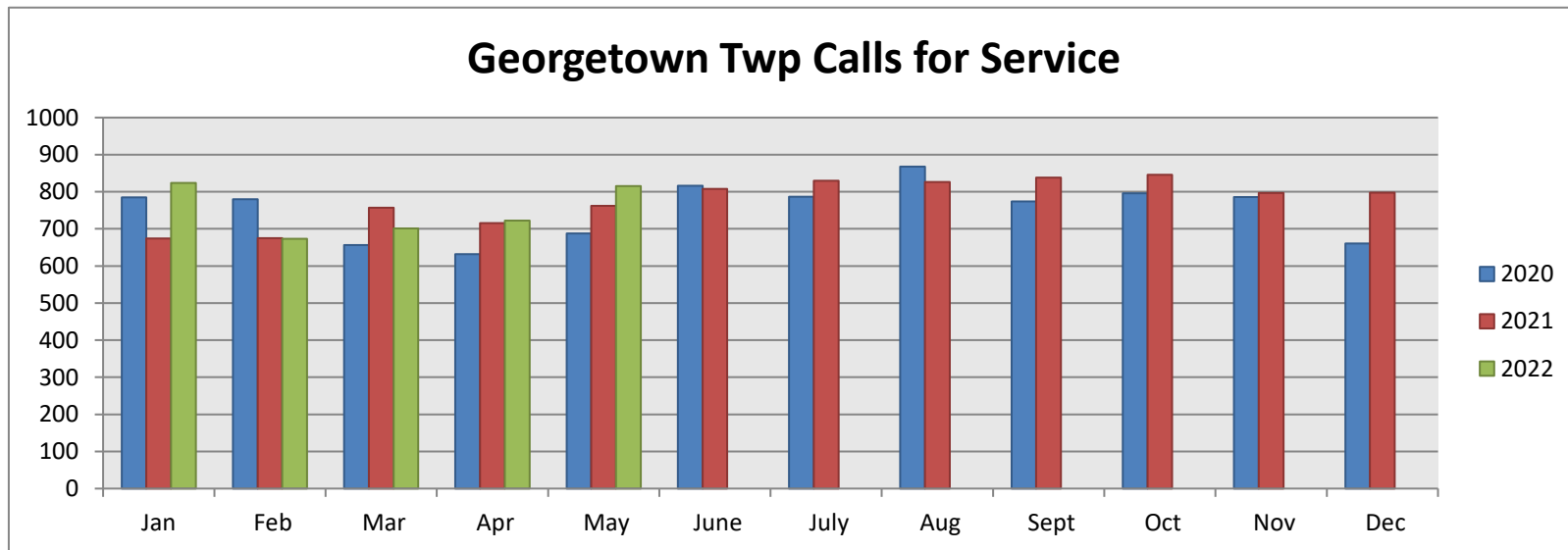
Traffic enforcement continues to be one of the largest concerns for the residents in Georgetown Township. Township deputies continue to keep traffic enforcement as a top priority in our patrols. In addition the requests for the speed trailer continue to increase in order to assist in that enforcement.

Respectfully submitted,

Sgt. Michael Tamminga

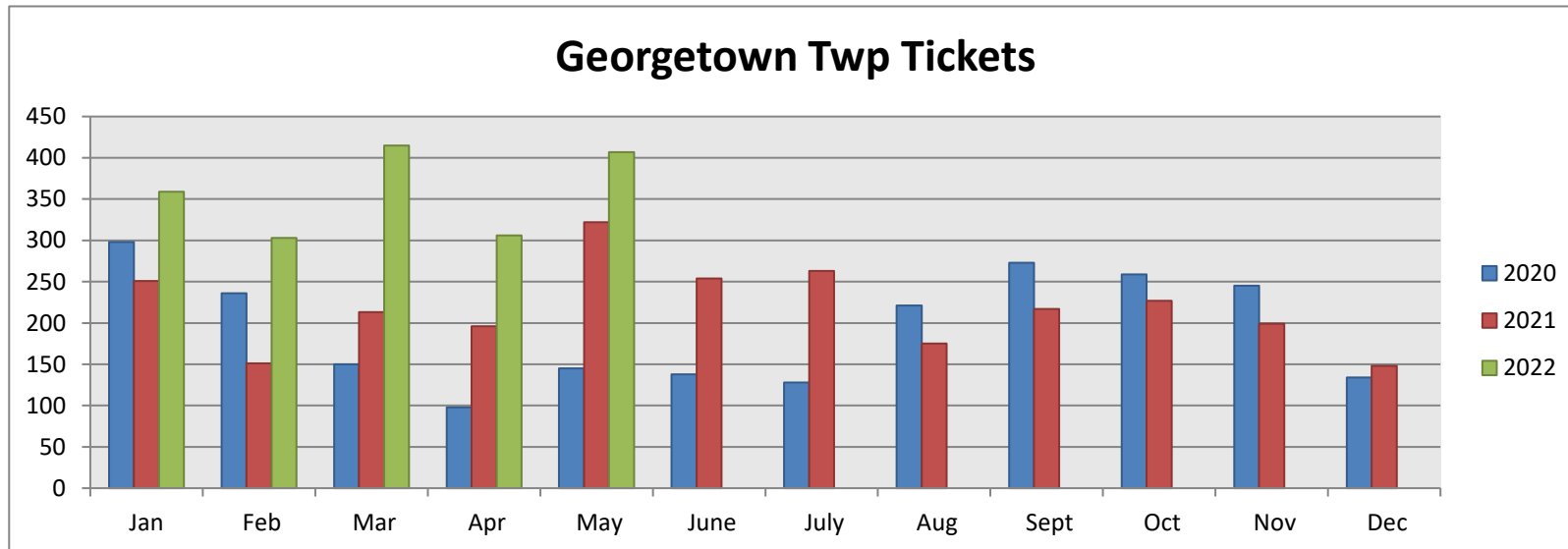
## Total Number of Calls

	January	February	March	April	May	June	July	August	September	October	November	December
2020	785	780	656	632	688	816	787	868	774	796	786	661
2021	674	675	757	716	762	808	830	826	838	846	797	798
2022	824	673	701	722	815							



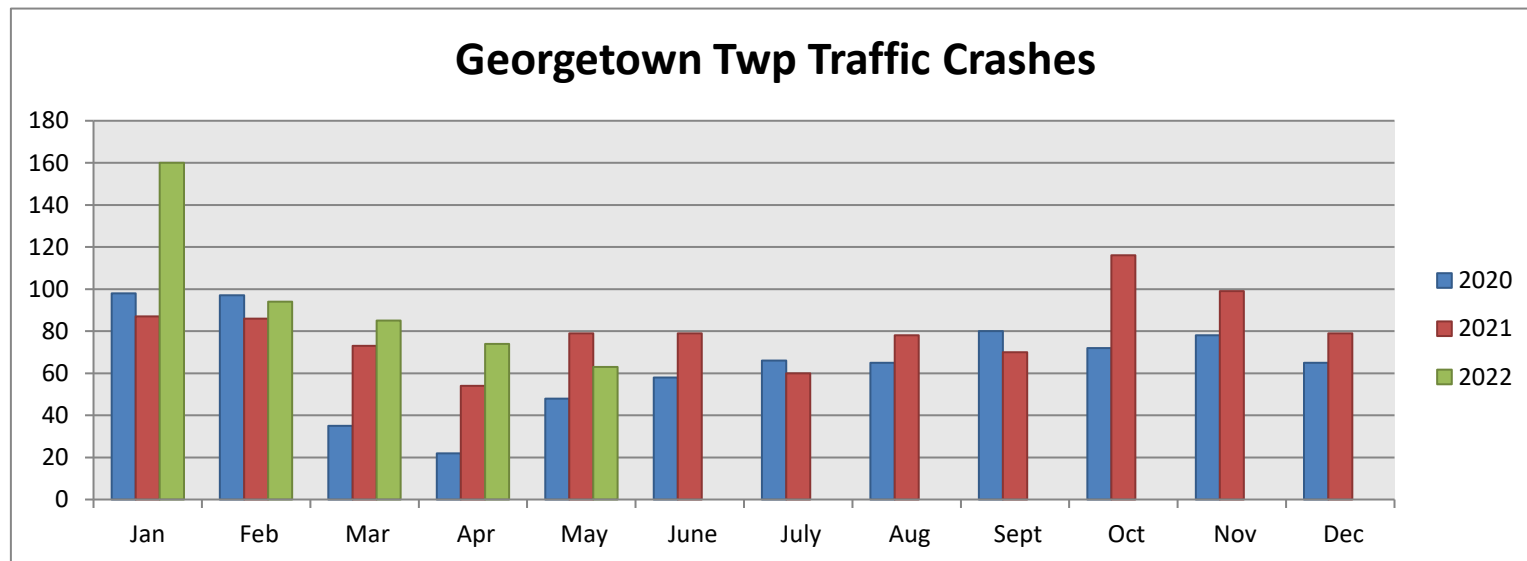
## Total Tickets by Month

	January	February	March	April	May	June	July	August	September	October	November	December
2020	298	236	150	98	145	138	128	221	273	259	245	134
2021	251	151	213	196	322	254	263	175	217	227	199	148
2022	359	303	415	306	407							



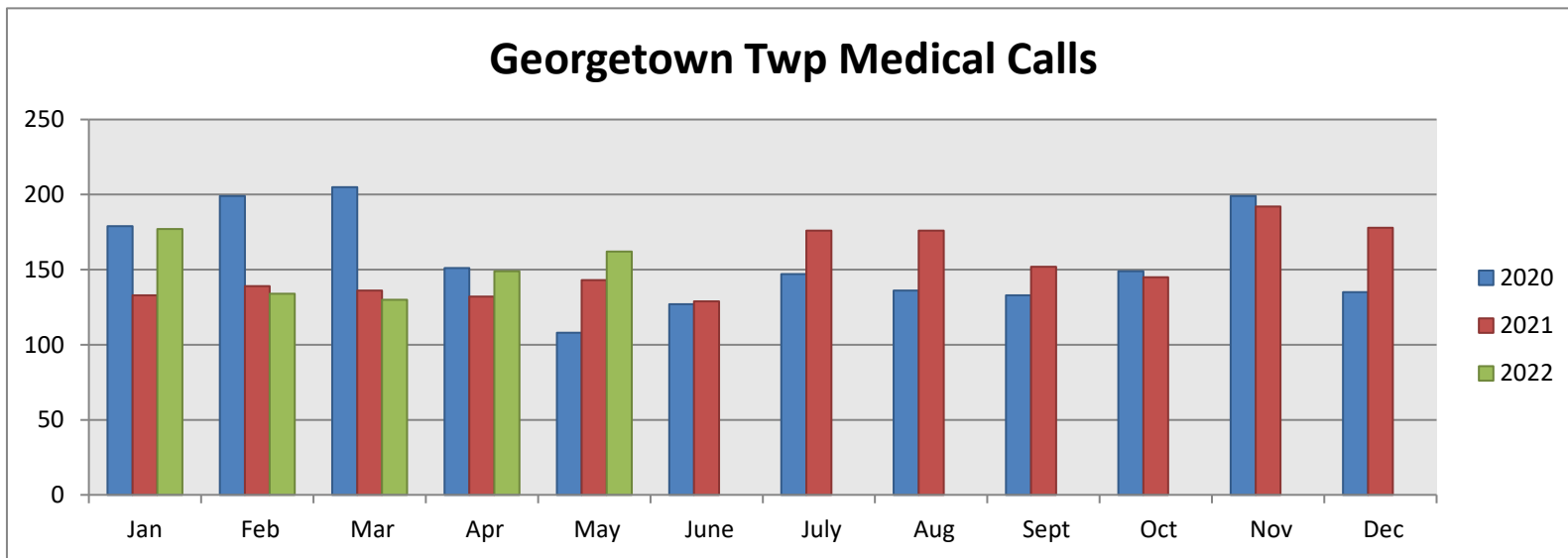
## Traffic Crashes

	January	February	March	April	May	June	July	August	September	October	November	December
2020	98	97	35	22	48	58	66	65	80	72	78	65
2021	87	86	73	54	79	79	60	78	70	116	99	79
2022	160	94	85	74	63							



## Medical Calls

	January	February	March	April	May	June	July	August	September	October	November	December
2020	179	199	205	151	108	127	147	136	133	149	199	135
2021	133	139	136	132	143	129	176	176	152	145	192	178
2022	177	134	130	149	162							



## Calls of Interest

	January	February	March	April	May	June	July	August	September	October	November	December
<b>B &amp; E's</b>	3	3	2	2	6							
<b>Larcenies</b>	10	11	17	21	25							
<b>Shoplifting</b>	4	3	2	1	4							
<b>Assaults</b>	3	1	4	4	4							
<b>Domestic</b>	35	25	21	19	30							
<b>Animal</b>	24	23	26	28	47							
<b>Alarms</b>	34	22	17	19	16							
<b>Traffic</b>	102	97	72	81	107							
<b>OWI</b>	5	6	3	9	7							
<b>Fraud</b>	27	17	19	16	18							
<b>Civil</b>	14	10	10	7	11							