



County of Ottawa

Sheriff's Office

Steve A. Kempker
Sheriff

Valerie L. Weiss
Undersheriff



Headquarters/Administration
12220 Fillmore Street
West Olive, Michigan 49460
(616) 738-4000 or (888) 731-1001
Fax: (616) 738-4062

Correctional Facility
12130 Fillmore Street
West Olive, Michigan 49460
(616) 786-4140 or (888) 731-1001
Fax: (616) 738-4099

Date: 03/01/2021

To: Supervisor Jim Wierenga and the Georgetown Township Board Members
From: Sgt. Chris Koster

RE: Monthly Report (February 2021)

In February the Sheriff's Office responded to 675 calls for service in Georgetown Township. The Paramedic Units responded to 139 medicals. Deputies made a total of 205 traffic contacts and cited 151 violations.

Deputies Davis and Blanton have been busy in the elementary schools teaching TEAM (Teaching, Educating and Mentoring) to all the 6th graders in the Jenison School District. TEAM teaches students about Rules, Laws, drugs and alcohol, how violence doesn't belong and Cyber Security. Deputy Blanton has also been instructing to the 9th graders at Jenison High School about various laws and consequences surrounding Sexting, Criminal Sexual Conduct, Gross Indecency and Child Pornography, social media use.

Some traffic issues have developed in and around the schools at the end of the school day as more students are being dropped off and picked up at school and fewer are riding the busses. SRO's as well as Traffic and Community Policing Deputies continue to try to monitor, educate and enforce as needed.

Deputy AJ Rietberg has joined the Georgetown Community Policing Program working car 7470 B Squad 4p-4a.

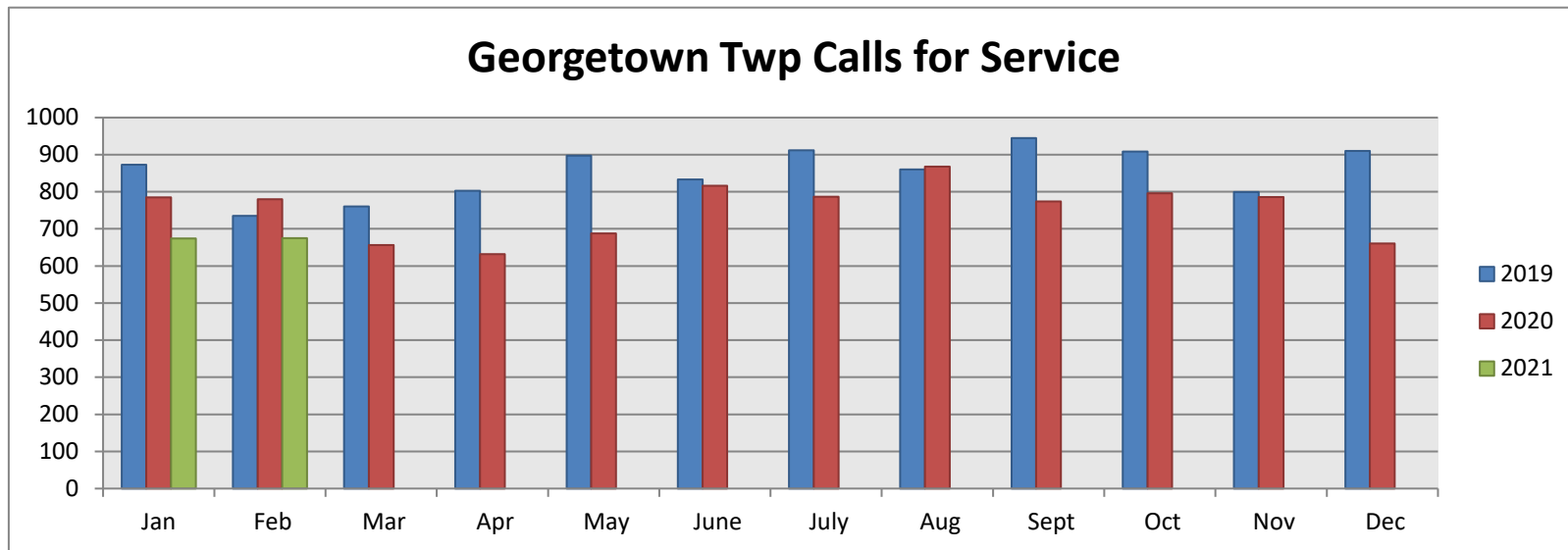
If you have any questions, please feel free to contact me direct.

Respectfully submitted,

Sgt. Chris Koster

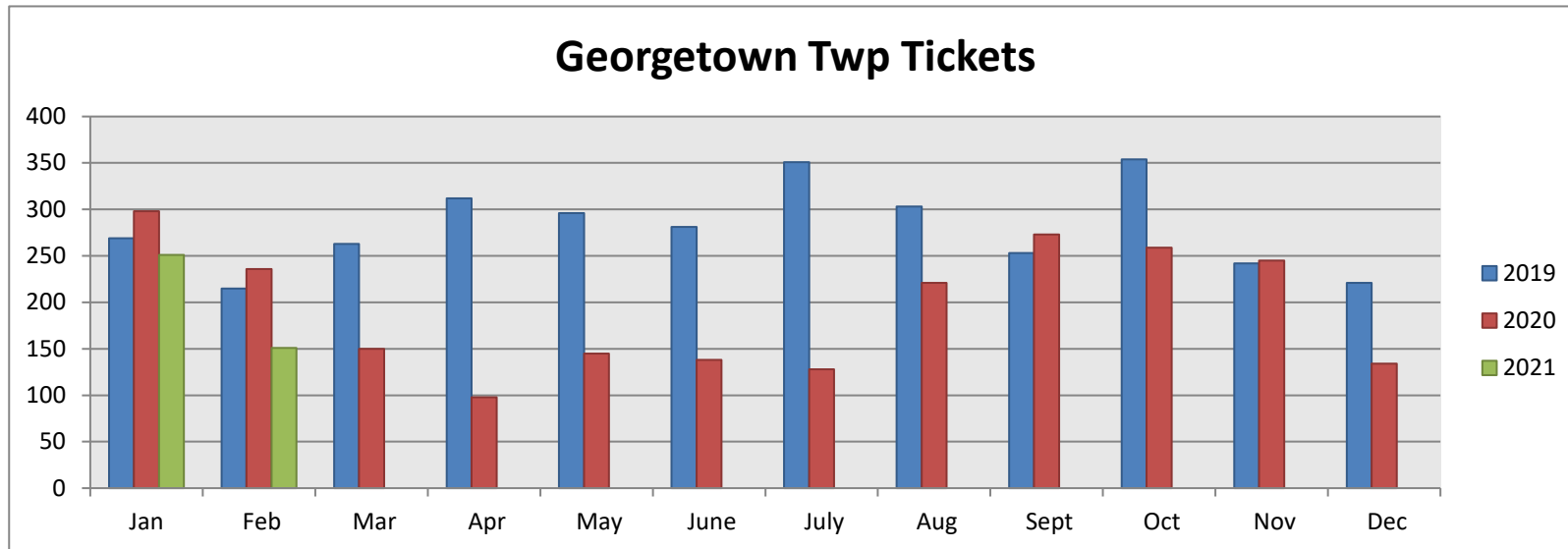
Total Number of Calls

	January	February	March	April	May	June	July	August	September	October	November	December
2019	873	735	760	803	897	833	912	860	945	908	799	910
2020	785	780	656	632	688	816	787	868	774	796	786	661
2021	674	675										



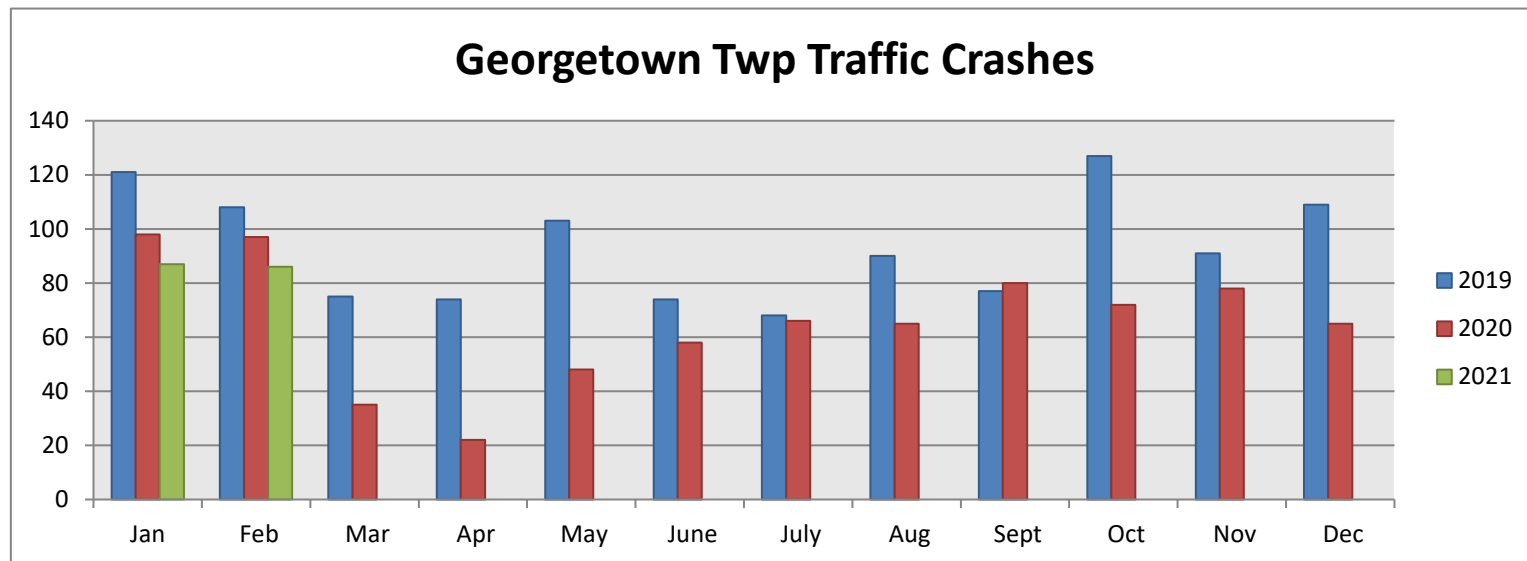
Total Tickets by Month

	January	February	March	April	May	June	July	August	September	October	November	December
2019	269	215	263	312	296	281	351	303	253	354	242	221
2020	298	236	150	98	145	138	128	221	273	259	245	134
2021	251	151										



Traffic Crashes

	January	February	March	April	May	June	July	August	September	October	November	December
2019	121	108	75	74	103	74	68	90	77	127	91	109
2020	98	97	35	22	48	58	66	65	80	72	78	65
2021	87	86										



Medical Calls

	January	February	March	April	May	June	July	August	September	October	November	December
2019	173	182	201	165	199	179	175	193	195	193	183	232
2020	179	199	205	151	108	127	147	136	133	149	199	135
2021	133	139										

