



# County of Ottawa

## *Sheriff's Office*

**Steve A. Kempker**  
*Sheriff*

**Valerie L. Weiss**  
*Undersheriff*



*Headquarters/Administration*  
12220 Fillmore Street  
West Olive, Michigan 49460  
(616) 738-4000 or (888) 731-1001  
Fax: (616) 738-4062

*Correctional Facility*  
12130 Fillmore Street  
West Olive, Michigan 49460  
(616) 786-4140 or (888) 731-1001  
Fax: (616) 738-4099

Date: 01-21-2019

To: Supervisor Jim Wierenga and Georgetown Township Board Members

From: Sgt. Jeff Steigenga

RE: Monthly Report (December 2018)

The Sheriff's Office during the month of December responded to 830 calls for service. The Paramedic Units responded to 175 medicals in Georgetown Township. Deputies made a total of 521 traffic contacts and 305 total violations were cited.

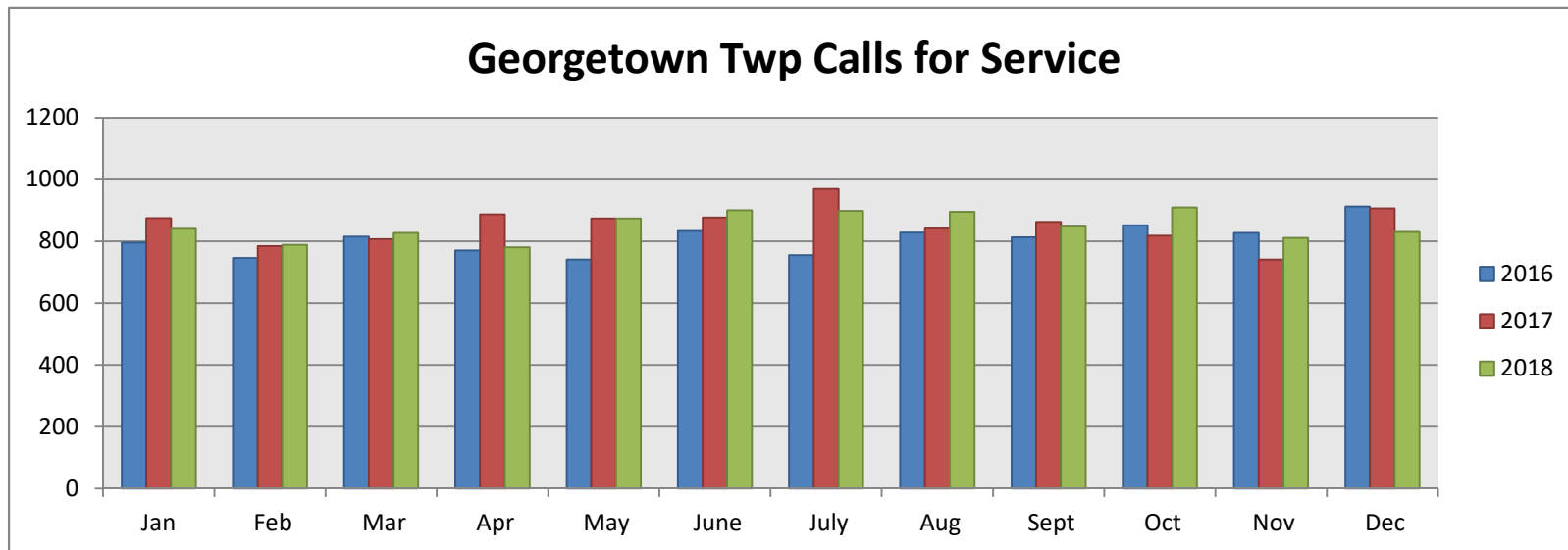
During the month of December, Deputies participated in the first annual Shop with a Sheriff at the Georgetown Township Meijer Store. We had 40 kids who participated in this event. Overall, it was a very successful event and we are looking forward to participating again in 2019.

Respectfully submitted,

Sgt. Jeff Steigenga

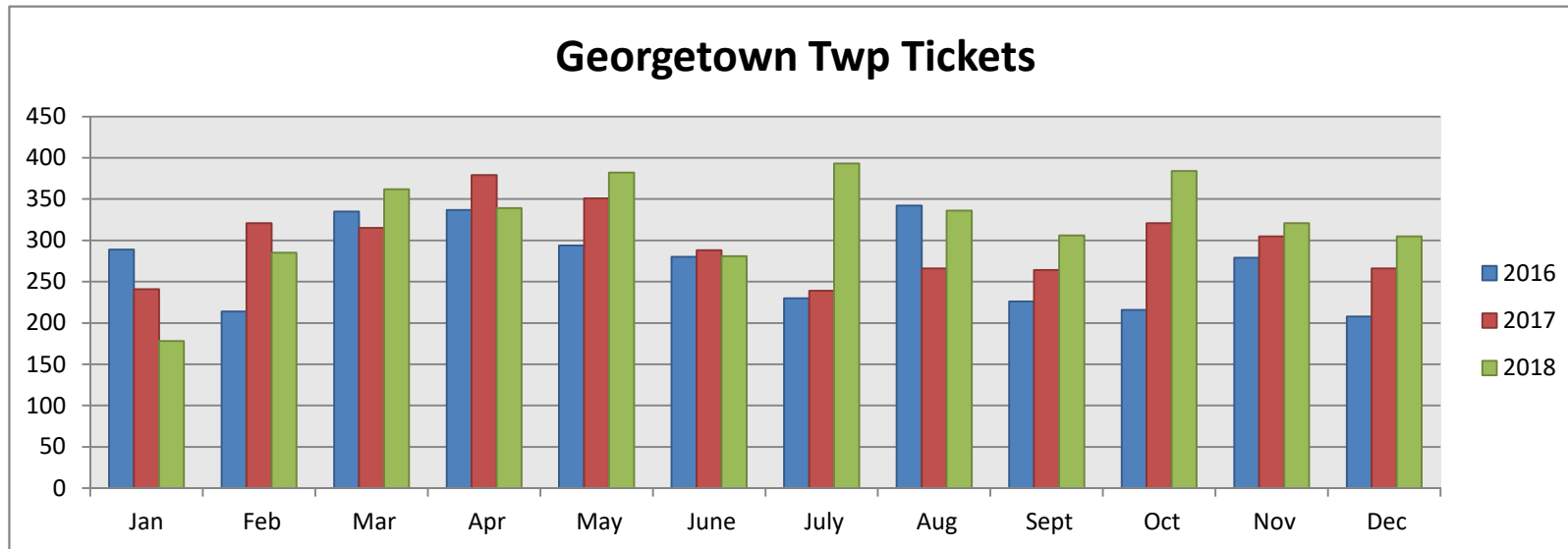
## Total Number of Calls

	January	February	March	April	May	June	July	August	September	October	November	December
2016	796	746	815	770	741	833	755	828	813	852	827	912
2017	875	785	807	887	874	877	969	841	863	818	741	906
2018	840	789	827	781	874	900	898	895	848	909	811	830



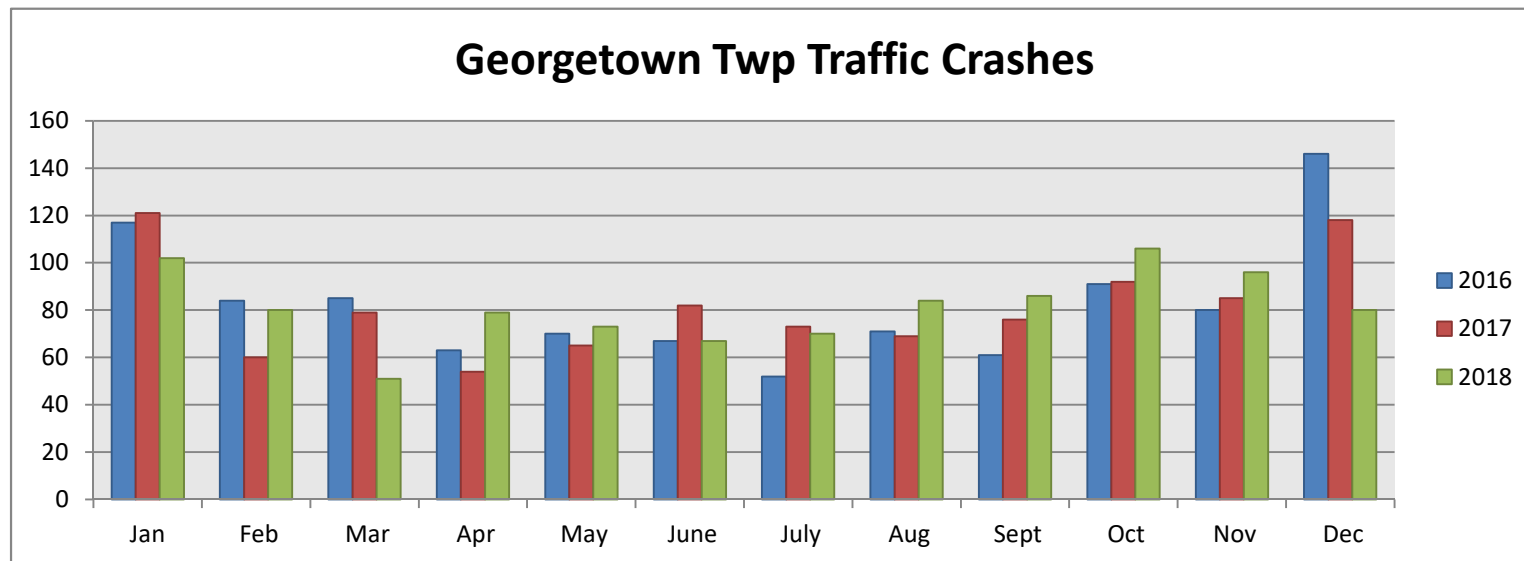
## Total Tickets by Month

	January	February	March	April	May	June	July	August	September	October	November	December
2016	289	214	335	337	294	280	230	342	226	216	279	208
2017	241	321	315	379	351	288	239	266	264	321	305	266
2018	178	285	362	339	382	281	393	336	306	384	321	305



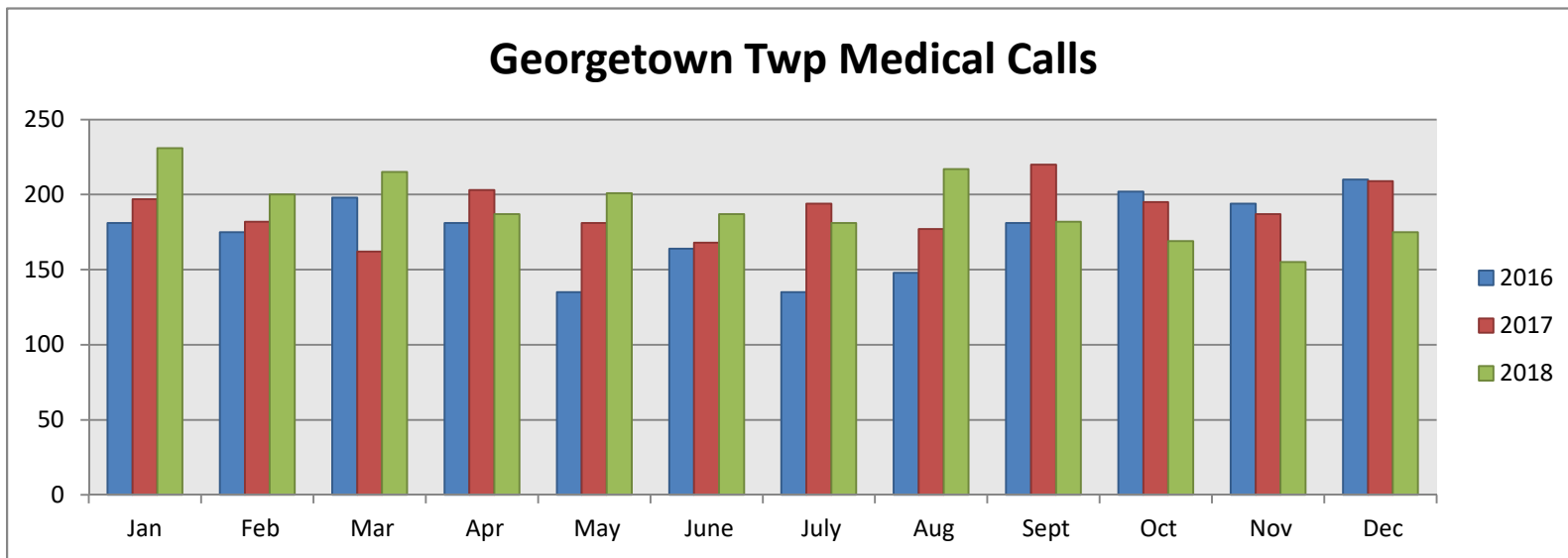
## Traffic Crashes

	January	February	March	April	May	June	July	August	September	October	November	December
2016	117	84	85	63	70	67	52	71	61	91	80	146
2017	121	60	79	54	65	82	73	69	76	92	85	118
2018	102	80	51	79	73	67	70	84	86	106	96	80



## Medical Calls

	January	February	March	April	May	June	July	August	September	October	November	December
2016	181	175	198	181	135	164	135	148	181	202	194	210
2017	197	182	162	203	181	168	194	177	220	195	187	209
2018	231	200	215	187	201	187	181	217	182	169	155	175



## Calls of Interest

	January	February	March	April	May	June	July	August	September	October	November	December
<b>B &amp; E's</b>	2	8	6	4	3	4	6	1	5	4	3	12
<b>Larcenies</b>	22	6	10	6	6	19	20	17	8	16	23	35
<b>Shoplifting</b>	0	1	4	2	5	2	4	3	5	1	3	2
<b>Assaults</b>	2	18	4	3	3	6	3	3	5	7	11	7
<b>Domestic</b>	16	13	14	12	16	13	12	19	15	19	12	19
<b>Animal</b>	12	16	22	19	32	46	24	31	29	18	15	23
<b>Alarms</b>	34	30	24	36	30	29	27	22	24	35	50	28
<b>Traffic</b>	122	117	112	111	117	144	142	142	115	142	114	93
<b>OWI</b>	9	7	8	8	4	8	14	10	7	10	8	9
<b>Fraud</b>	34	27	21	8	14	14	17	11	10	11	14	5
<b>Civil</b>	31	19	25	19	24	23	36	30	32	21	36	22